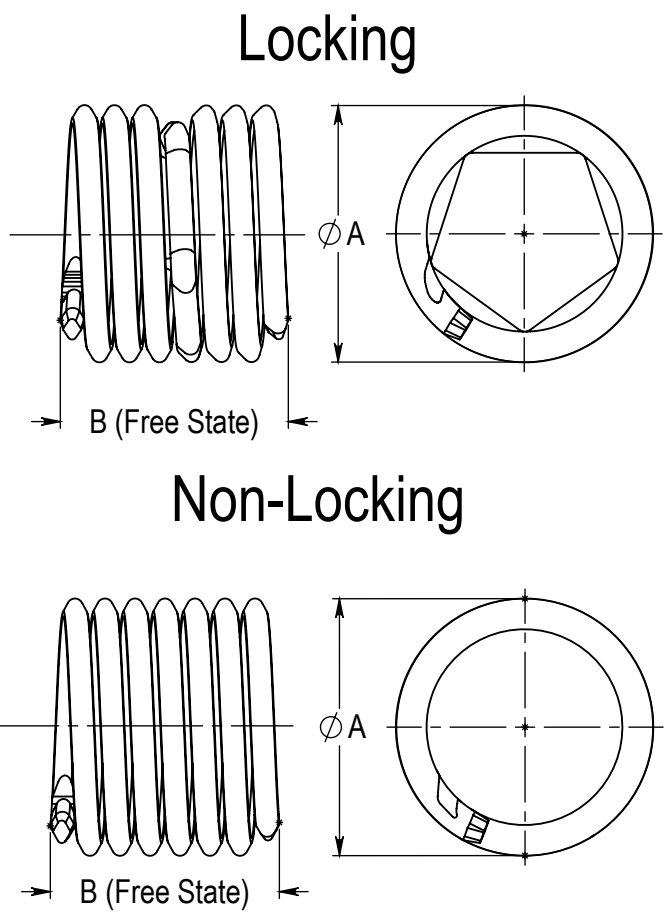


Revision	Revised By	Description	Date	Approval
New	GP	Initial Release	11-12-18	MO



2TLM	-	3X0.5	C	-	4.5	W	SF
1		2	3		4	5	see note 9

Nominal Thread Size	1		2	3	4					5	Free Outer Diameter (A)		Number of Coils (B, see note 4)				
	Insert Style				Size	Material	Nominal Length					Finish	Min	Max	1D	1.5D	2D
	Locking	Non-Locking	1D	1.5D			2D	2.5D	3D								
M2X0.4	2TLM	2TNM	2X0.4	B- Phosphor Bronze C- CRES Steel (304 Stainless Steel) <sup>10</sup> N- Nitronic 60® M- Nimonic 90® T- Inconel X-750	2.0	3.0	4.0	5.0	6.0	Blank- No Finish W- Dry Film Lubricant Y- Cadmium V- Silver Plating A- Passivation P- Xylan B- Blue Dye G- Green Dye	2.50	2.70	3-1/4	5-1/2	7-3/4	10-1/8	12-3/8
M2.5X0.45			2.5X0.45		2.5	3.8	5.0	6.3	7.5		3.20	3.70	3-3/8	5-3/4	8-1/8	10-1/2	12-3/4
M3X0.5			3X0.5		3.0	4.5	6.0	7.5	9.0		3.80	4.35	3-3/4	6-3/8	8-7/8	11-3/8	13-7/8
M4X0.7			4X0.7		4.0	6.0	8.0	10.0	12.0		5.05	5.60	3-5/8	6-1/8	8-5/8	11-1/8	13-5/8
M5X0.8			5X0.8		5.0	7.5	10.0	12.5	15.0		6.25	6.80	4-1/8	6-7/8	9-5/8	12-3/8	15-1/8
M6X1			6X1		6.0	9.0	12.0	15.0	18.0		7.40	7.95	4	6-3/4	9-1/2	12-1/8	14-7/8
M8X1.25			8X1.25		8.0	12.0	16.0	20.0	24.0		9.80	10.35	4-1/2	7-3/8	10-1/4	13-1/4	16-1/8
M10X1.5			10X1.5		10.0	15.0	20.0	25.0	30.0		11.95	12.50	4-7/8	8	11-1/8	14-1/4	17-3/8
M12X1.75			12X1.75		12.0	18.0	24.0	30.0	36.0		14.30	15.00	5	8-1/4	11-1/2	14-5/8	17-7/8

- Notes:
- For each threadsize, complete part number consists of combining columns 1-5 across each row.
  - The nominal length is a calculated number and cannot be used to measure the insert in the free state. It is the actual installed length of the insert plus 0.5 pitch ( $L_n = L_a + 0.5P$ ), see column 4.
  - The nominal length of the insert is a function of the nominal thread size ( $1.5D \times 3 \text{ mm} = 4.5 \text{ mm}$ ).
  - The number of free coils is measured from notch to notch. It is the total number of revolutions  $\pm 0.25$  coil.
  - Assembled length of insert is in accordance to MA1567.
  - Locking torque specification conforms to MA1565.
  - As applicable, inserts meet NA0276 specification.
  - When assembled in an STI thread, conforming to MA1567 specification, the finished thread shall conform to FED-STD-H28/21 and shall accept external threads per MA1370.
  - For strip-feed packaged inserts, use "SF" at the end of the part number. Not available for all plating options. Leave blank for bulk packaged inserts.
  - 304 Stainless Steel is the most popular wire material and meets AS7245 specification.

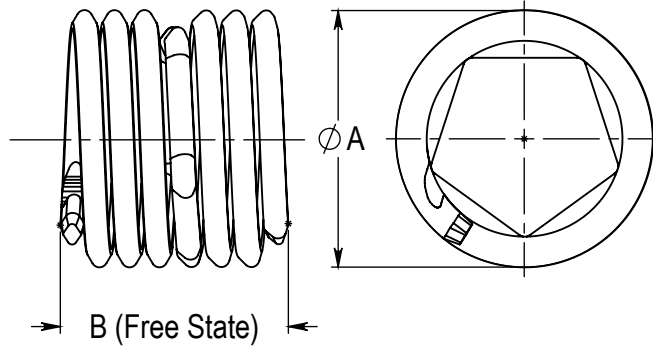
KATO Fastening Systems, Inc., 11864 Fishing Point Dr., Newport News, VA 23606, <a href="http://www.katofastening.com">www.katofastening.com</a>			
Drawing No.	KSTD-009	Description	KATO Tangless Metric-Coarse Pitch Standard, Locking & Non-locking, Screw Thread Insert (STI)
Revision	New	Drawn By	G. Patterson
Date	11-12-18	Approved By	M. Oana



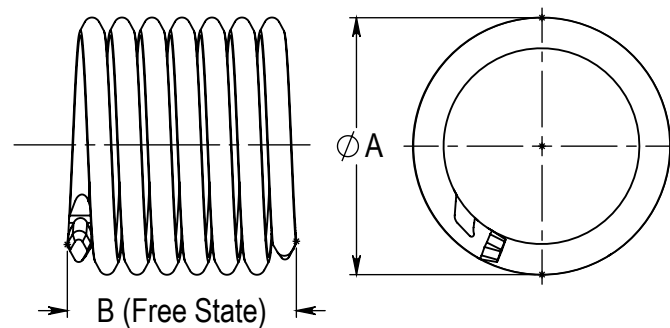
THIS DRAWING CONTAINS PROPRIETARY INFORMATION AND IS COVERED BY U.S. & INTERNATIONAL PATENTS. REPRODUCTION IN WHOLE, OR IN PART, WITHOUT THE EXPRESS WRITTEN CONSENT OF KATO FASTENING SYSTEMS, INC. IS STRICTLY PROHIBITED

Revision	Revised By	Description	Date	Approval
New	GP	Initial Release	11-12-18	MO

### Locking



### Non-Locking



2TLM	-	10X1	C	-	15	W	SF
1		2	3		4	5	see note 9

Nominal Thread Size	1		2	3	4					5	Free Outer Diameter (A)		Number of Coils (B, see note 4)				
	Insert Style				Size	Material	Nominal Length					Finish	Min	Max	1D	1.5D	2D
	Locking	Non-Locking	1D	1.5D			2D	2.5D	3D								
M8X1	TLF	TNF	8X1	B- Phosphor Bronze C- CRES Steel (304 Stainless Steel) <sup>10</sup> N- Nitronic 60® M- Nimonic 90® T- Inconel X-750	8.0	12.0	16.0	20.0	24.0	Blank- No Finish W- Dry Film Lubricant Y- Cadmium V- Silver Plating A- Passivation P- Xylan B- Blue Dye G- Green Dye	9.70	10.25	5-7/8	9-3/8	13	16-1/2	20-1/8
M10X1.25			10X1.25		10.0	15.0	20.0	25.0	30.0		11.95	12.50	7-5/8	12	16-1/2	21	25-1/2
M12X1.25			12X1.25		12.0	18.0	24.0	30.0	36.0		14.30	15.00	7-1/4	11-5/8	15-7/8	20-1/4	24-1/2
M14X1.5			14X1.5		14.0	21.0	28.0	35.0	42.0		16.55	17.25	7-1/8	11-3/8	15-5/8	20	24-1/4
M16X1.5			16X1.5		16.0	24.0	32.0	40.0	48.0		18.90	19.60	8-1/4	13-1/8	18	22-3/4	27-5/8

- Notes:
- For each threadsize, complete part number consists of combining columns 1-5 across each row.
  - The nominal length is a calculated number and cannot be used to measure the insert in the free state. It is the actual installed length of the insert plus 0.5 pitch ( $L_n = L_a + 0.5P$ ), see column 4.
  - The nominal length of the insert is a function of the nominal thread size ( $1.5D \times 10 \text{ mm} = 15 \text{ mm}$ ).
  - The number of free coils is measured from notch to notch. It is the total number of revolutions  $\pm 0.25$  coil.
  - Assembled length of insert is in accordance to MA1567.
  - Locking torque specification conforms to MA1565.
  - When assembled in an STI thread, conforming to MA1567 specification, the finished thread shall conform to FED-STD-H28/21 and shall accept external threads per MA1370.
  - For strip-feed packaged inserts, use "SF" at the end of the part number. Not available for all plating options. Leave blank for bulk packaged inserts.
  - 304 Stainless Steel is the most popular wire material and meets AS7245 specification.

KATO Fastening Systems, Inc., 11864 Fishing Point Dr., Newport News, VA 23606, <a href="http://www.katofastening.com">www.katofastening.com</a>			
Drawing No.	KSTD-010	Description	KATO Tangless Metric-Fine Pitch Standard, Locking & Non-locking, Screw Thread Insert (STI)
Revision	New	Drawn By	G. Patterson
Date	11-12-18	Approved By	M. Oana



THIS DRAWING CONTAINS PROPRIETARY INFORMATION AND IS COVERED BY U.S. & INTERNATIONAL PATENTS. REPRODUCTION IN WHOLE, OR IN PART, WITHOUT THE EXPRESS WRITTEN CONSENT OF KATO FASTENING SYSTEMS, INC. IS STRICTLY PROHIBITED